


SHICHI



Sana
Collection



FABRIC
Top is pure Viscose,
Bottom is Jam Cotton

VALUE ADDITION
Batique print with Heavy
Lace attachment

SIZE
S, M, L, XL, XXL, XXXL



SHSN-43



SHSN-44



SHSN-45



SHSN-46



SHSN-47




SHSN-48

SHICHI
SHSN-43



SHICHI
SHSN-46





SHICHI
SHSN-45





SHSN-43

SHICHI
SHSN-44



SHICHI



Sana
Collection

SHICH



SHSN-44

SHICHI
SHSN-48




SHICHI



SHSN-47

SHICHI



SHSN-48

SHICHI
SHSN-47

